

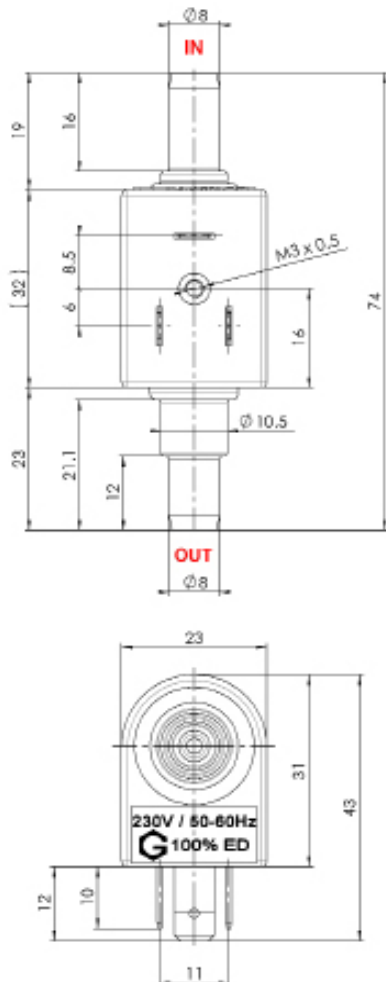
SOLENOID PUMPS

EMS10 BD

TECHNICAL DATA



DIMENSIONS



NOMINAL RATED DATA

Max. pressure	0.7[bar]
Max. flow rate	20[l/h]
Max. suction height	1[m]
Viscosity range	1...600[mm ² /s]
Filter	Mesh 100
Tension	230[V] (12, 24, 110V)
Frequency	50, 60[Hz]
Electrical connection	3 x 6.3 x 0.8 [mm] DIN43650
Power	18[W]
Weight	~85[g]
Temperature	1...50[°C]
Insulation	Class F Class 1
	100% ED / 20 [°C]

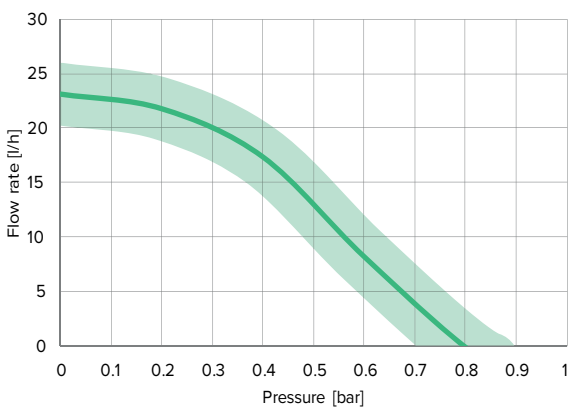
SOLENOID PUMPS

EMS10 BD 230V

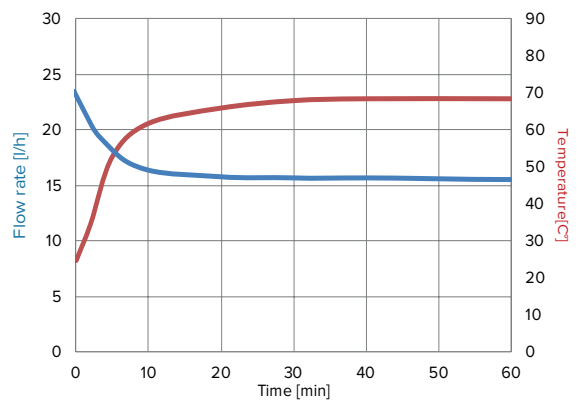
TECHNICAL DATA



PERFORMANCES



OPEN FLOW & TEMPERATURE



Tested with 20°C of water at ambient temperature

ACCESSORIES



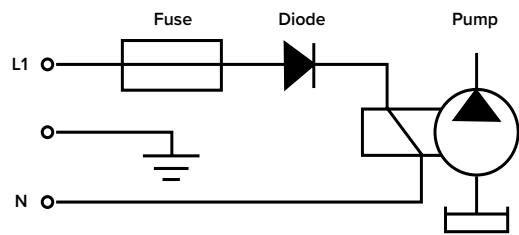
Heating sink



Mounting rubber

Large choice of materials & options

ELECTRIC WIRING DIAGRAM



Please refer to instruction manual for more installation details. For more information, visit our website : www.gotec.ch

Certifications



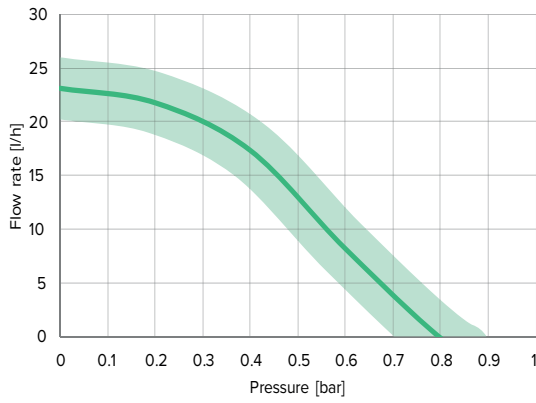
SOLENOID PUMPS

EMS10 BD 24VAC

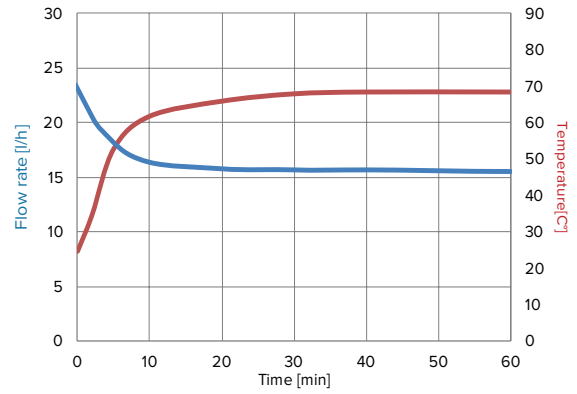
TECHNICAL DATA



PERFORMANCES



OPEN FLOW & TEMPERATURE



Tested with 20°C of water at ambient temperature

ACCESSORIES



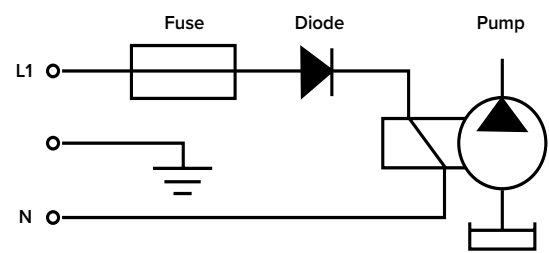
Heating sink



Mounting rubber

Large choice of materials & options

ELECTRIC WIRING DIAGRAM



Please refer to instruction manual for more installation details. For more information, visit our website : www.gotec.ch

Certifications

